



Dearbhú Cáilíochta
agus Cáilíochtaí Éireann
Quality and
Qualifications Ireland

ANALYSIS OF AWARDS MADE BY QQI IN 2023



Dearbhú Cáilíochta
agus Cáilíochtaí Éireann
Quality and
Qualifications Ireland

ANALYSIS OF AWARDS MADE BY QQI IN 2023

About this report

This is a summary analysis of QQI certification data for 2023. It encompasses QQI awards made in respect of programmes delivered by further education and training (FET) providers and higher education (HE) providers.

It has three sections:

Section 1 on page 3 provides a summary with highlights.

Section 2 on page 4 provides a statistical overview and trends.

Section 3 from page 5 - 20 provides a detailed breakdown looking at NFQ level, award class, field of learning, and provider type. The analysis includes trends and information on apprenticeships, the profile of learners achieving QQI awards, and comparative analysis of awards relating to provision by the education and training boards (ETBs). The analysis suggests that the overall number of awards made by QQI in 2023 continued to recover from the impact of COVID-19 restrictions.

Disclaimers on the numbers in this report

QQI is the only body currently awarding FET qualifications that are included in the National Framework of Qualifications (NFQ). QQI awards, however, account for a relatively small fraction of the HE awards made each year that are included in the NFQ.

In many cases, data trends are outlined since 2014. This was the year when the migration of relevant FET awards to the Common Award System (CAS) was completed. The majority of QQI awards are currently part of this system.

The analysis of QQI minor awards for a given year does not include some of the components that were achieved in that year to qualify for the linked major award earned in that year. QQI is currently reviewing this approach so that the reporting of minor awards is clearer.

Data on QQI awards made at NFQ level 10 was excluded from the analysis as the numbers are too small to analyse.

Small values are not displayed to minimise the potential for statistical disclosure. Where percentages are used, these are rounded to the nearest whole number. In tables/graphs using percentages, a value of 0% indicates a small value; a blank entry indicates zero.

Interactive data is available at: <https://infographics.qqi.ie/>

Summary of report with highlights

- The number of learners attaining FET and HE awards from QQI increased in 2023 for a fourth consecutive year since 2020. The increase is particularly significant in FET which increased by 15% from 2022, the largest increase since 2014.
- This increase reduced the general downward trend observed in the number of FET learners receiving QQI awards and increased the rate of growth in the number of HE learners receiving QQI awards.
- It suggests further recovery from the impact of the COVID-19 pandemic which was significant across 2020 and 2021. See further details in the annual analysis of 2021 data

https://www.qqi.ie/sites/default/files/2022-02/qqi-certification-data-and-analysis-2021_0.pdf

These are some of the highlights:

Rise and fall of awards

- The number of **QQI FET major awards** increased in 2023 from 2022 at all levels of the NFQ. The increase is more noticeable at the lower levels of the NFQ (levels 1 to 3) and at level 6. The increase is partly explained by a rise in awards made to apprentices.
- The number of **QQI HE major awards** made in 2023 declined at NFQ levels 7 and 8 from 2022. A downward trend has been observed at NFQ level 7 since 2019.
- **Craft apprenticeship** certification was significantly impacted by COVID-19 but certification volumes have recovered in the years since 2021. In 2023, certification of these awards increased 56% from 2021 and 28% from 2022.
- In relation to **non-major awards**:
 - there was a notable increase in the volume of special purpose awards made in the FET sector up 30% from 2021 and 44% from 2022. The increase in 2023 was partly explained by a significant number of awards made in two newly certified awards: 'Door Security Practices' and 'Security Guarding'.
 - In HE, certification of special purpose awards in 2023 increased by 4% from 2022 (22% from 2021). Minor awards decreased by 2% in 2023 from 2022, following a 22% increase in 2022 from the previous year.

Shifts in providers

- The proportion of active providers who issued QQI awards to 100 learners or more per year has grown since 2014. In 2014, the proportion was 29% while in 2023 it was 52%.

Learner profile

- In total, there were more female learners than male learners attaining QQI awards. In FET, for the first time since 2019, the gender gap closed (being 50% for each). It widened in HE, where the share of female learners has been growing by average 2 percentage points per annum.
- The age distribution of learners attaining QQI awards is more distributed for FET than for HE. Individuals achieving HE awards tend to be younger than those attaining FET awards, particularly at levels 8 and 9, where a quarter of awards achieved in 2023 were by learners aged 20-29.

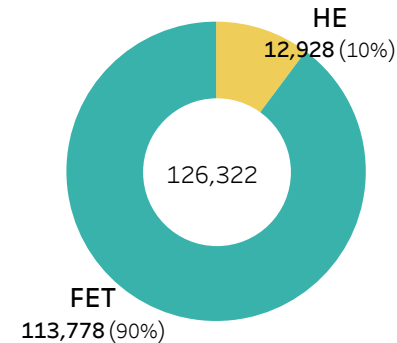
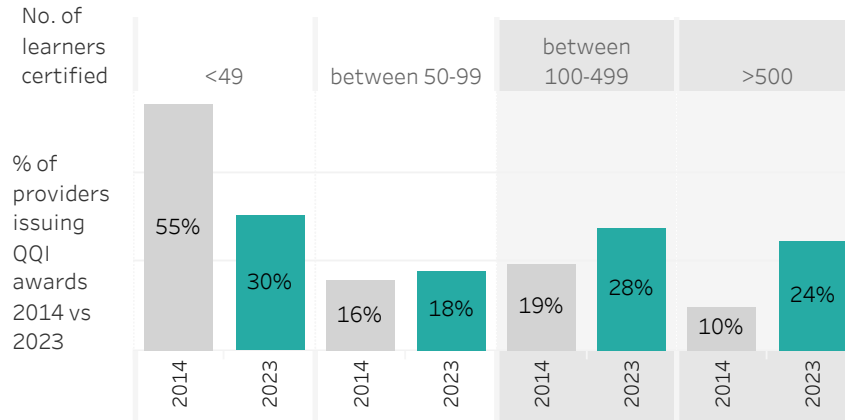
OVERVIEW - AWARDS MADE BY QQI IN 2023



There were **192** active providers* (down 19% from 2022); 52% of these providers issued QQI awards for 100 or more learners (in 2014 the proportion was 29%) – further information page 6



126,323 learners received QQI awards (up 14% from 2022)

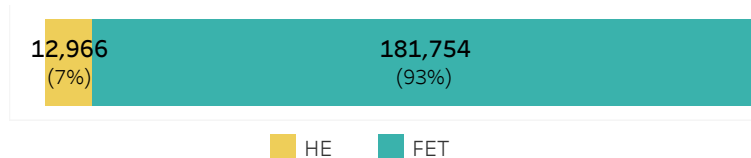


*96% of all providers registered with QQI were 'active' in 2023 (there were 200 registered providers).



194,721 awards were made by QQI (up 12% from 2022)

- 181,754 in FET, 93% of all awards made (up 13% from 2022).
- 12,967 in HE, 7% of all awards made (up 3% from 2022).



NFQ level 5 accounted for the largest number of awards achieved by NFQ level in 2023. 49% of all awards achieved were made at this level.

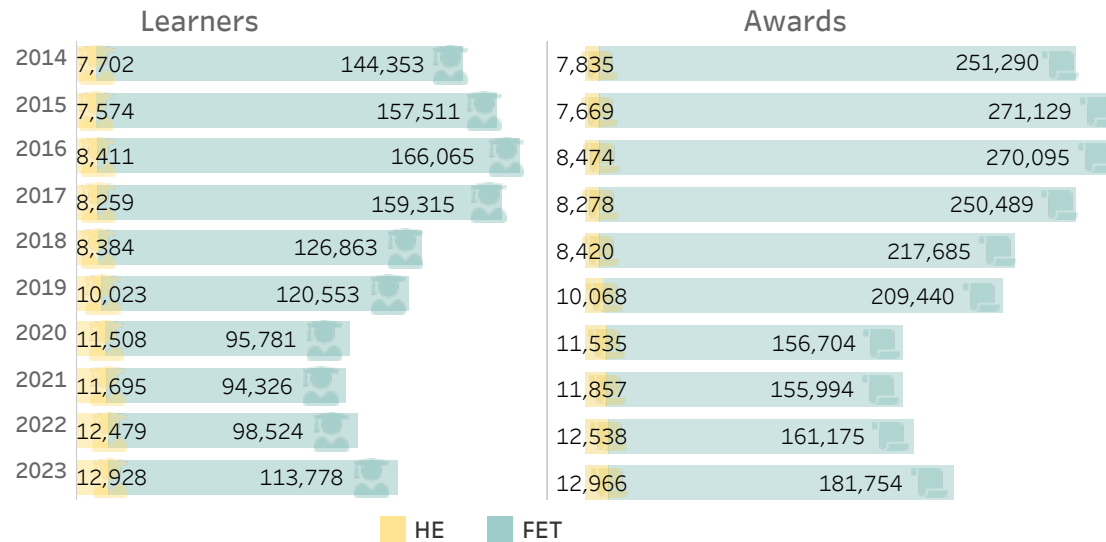


9,617 learners received awards at two or more NFQ levels in 2023 (up 16% from 2022)

383 learners received both FET and HE awards in 2023 (up 24% from 2022)

4,071 QQI major awards were made to apprentices in 2023 (up 28% from 2022), mainly at NFQ level 6 in the FET sector - further information pages 17 and 18

NUMBER OF LEARNERS RECEIVING QQI AWARDS - TRENDS 2014-2023



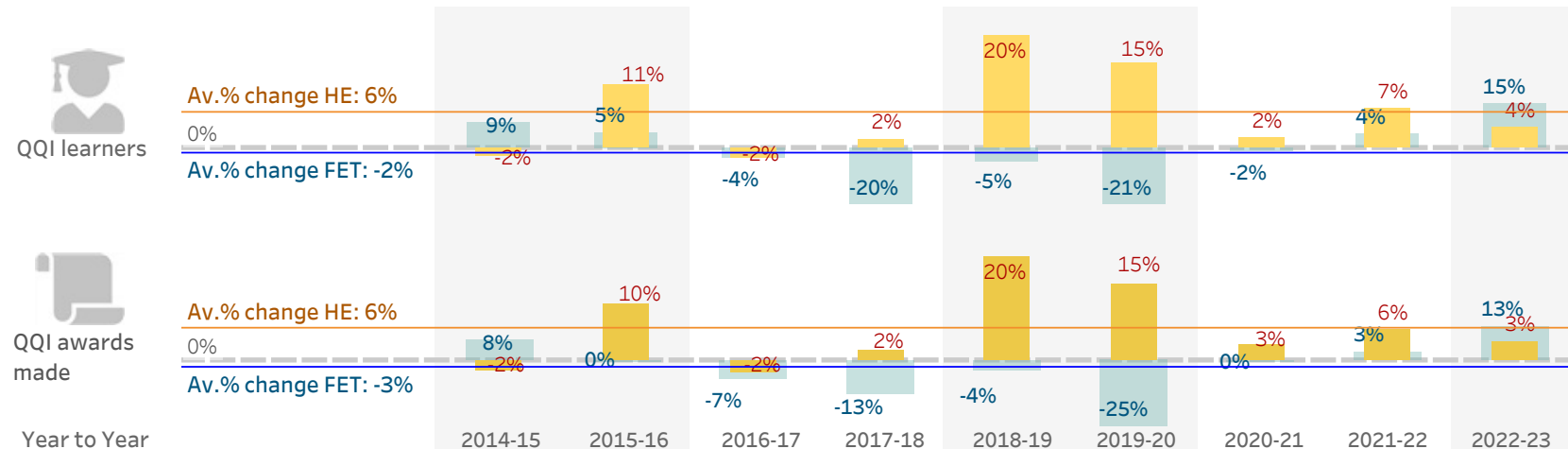
The number of learners attaining QQI awards increased in 2023 from 2022.

This increase reduced the general downward trend observed in the number of learners attaining FET awards and increased the number of HE learners attaining QQI awards since 2014.

The COVID-19 pandemic and related restrictions in 2020 affected the number of QQI learners and awards achieved.

The numbers of QQI FET learners and awards have declined year on year since 2015 to 2021 by an average of 2% and 3% respectively. In 2022 and 2023, numbers increased from the previous year. The increases are particularly significant in 2023 at 15% and 13% respectively, the largest % change increase across the nine year period of this analysis.

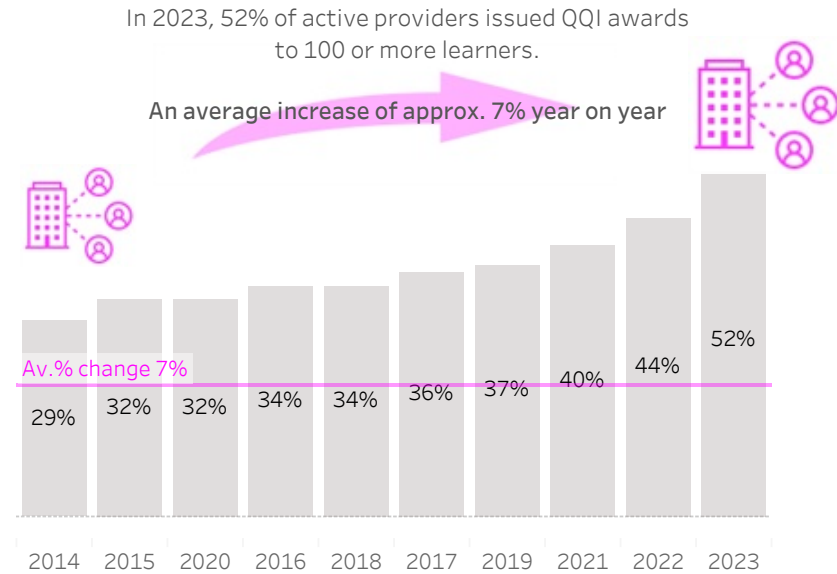
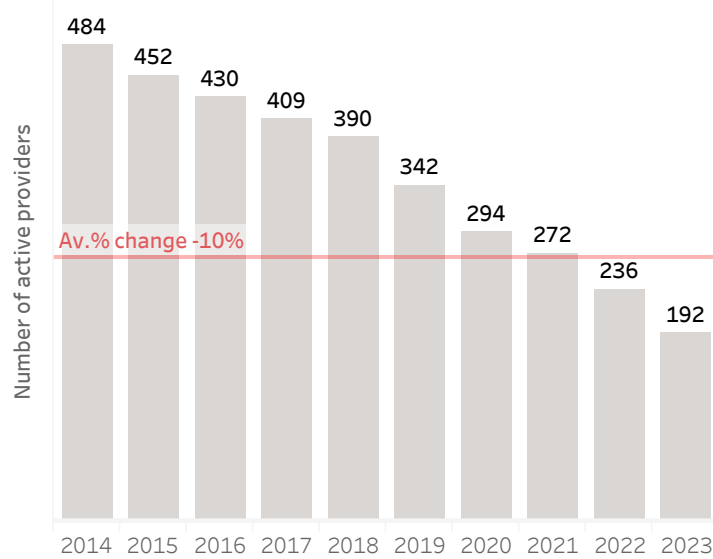
HE learners attaining QQI awards has been growing since 2016. Year on year, the average increase in the number of HE learners and awards is 6%. This upward trend peaked in 2019. In 2023 the rate of increase lowered from 2022 to 4% and 3% respectively, which were below the respective average changes of 6%.



PROVIDERS: NUMBER OF QQI AWARDS MADE & LEARNERS - TRENDS 2014 - 2023

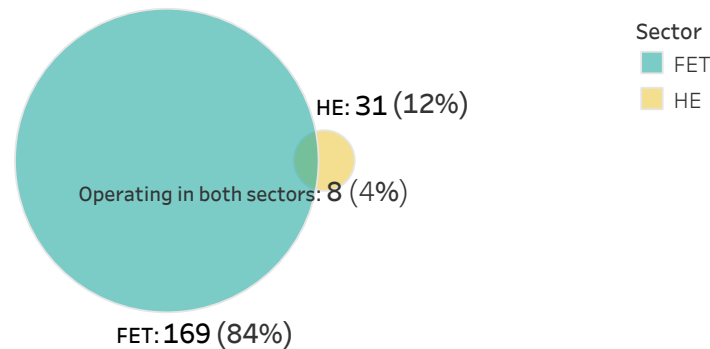


In 2023, there were **192 QQI active providers***. Since 2014, the total number of active providers issuing QQI awards has been decreasing, but the remaining providers are becoming larger. In 2023, more than half (**52% of QQI active providers**) issued QQI awards to 100 or more learners; in 2014 the proportion was 29%.



*The average line represents the trend calculated by averaging % differences values from the previous year.

The majority of active providers issuing QQI awards operate in the FET sector only (84% or 161 providers); 23 in the HE sector only (12%); and 8 providers operate in both the FET and HE sectors in 2023.

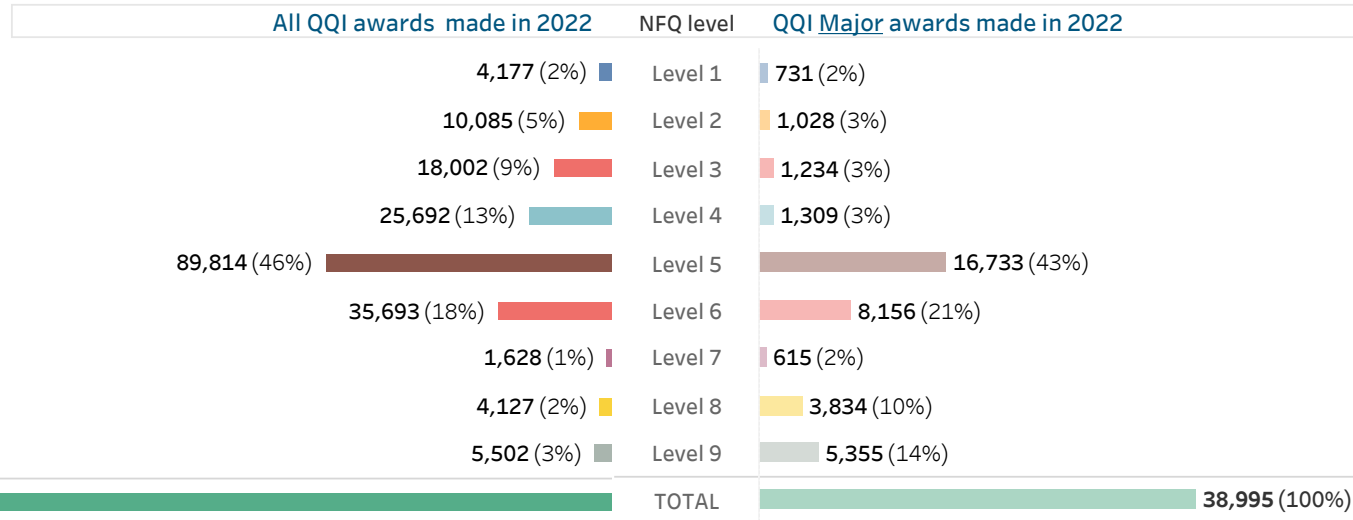


*96% of all providers registered with QQI were 'active' in 2023, i.e., they certified QQI awards in 2023. There were 200 registered providers.

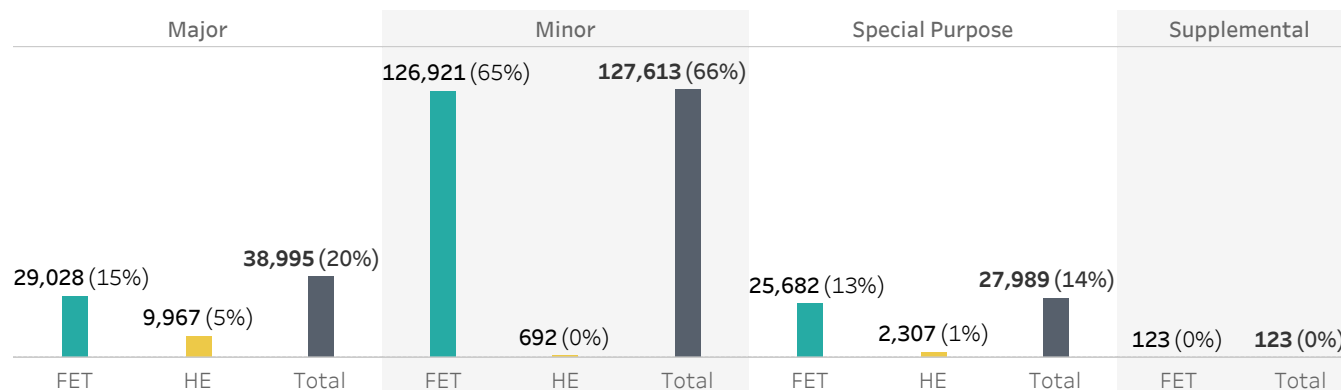
NUMBERS OF QQI AWARDS BY NFQ LEVEL & AWARD CLASS IN 2023



89,814 or 46% of all awards made by QQI in 2023 were at **NFQ level 5** (up 6% from 2022 when 84,582 awards were made at this level).
16,733 or 43% of **major awards** made by QQI in 2023 were at NFQ level 5 (up 8% from 2022 when 15,570 major awards were made at this level).



127,613 or 66% of all awards made by QQI in 2023 were **minor awards*** (up 8% from 2022 when 118,665 minor awards were made).



*The analysis of QQI minor awards for a given year does not include some of the components that were achieved in that year to qualify for the linked major award earned in that year. QQI is currently reviewing this reporting approach so that the reporting of minor awards is clearer.

NUMBER OF QQI AWARDS BY SECTOR (FET/HE), NFQ LEVEL AND AWARD CLASS



29,028 FET major awards were made by QQI in 2023 (up 15% from 2022), mostly at NFQ level 5 (up 8% from 2022).

9,968 HE major awards were made by QQI in 2023 (up 4% from 2022), mostly at NFQ levels 8 (down 8% from 2022) and 9 (up 17% from 2022).

FET AWARDS TOTAL		181,754
Major	TOTAL	29,028
	Level 1	731
	Level 2	1,028
	Level 3	1,234
	Level 4	1,309
	Level 5	16,733
	Level 6	7,993
Minor	TOTAL	126,921
	Level 1	3,446
	Level 2	9,057
	Level 3	16,752
	Level 4	18,429
	Level 5	59,877
	Level 6	19,360
Special Purpose	TOTAL	25,682
	Level 3	16
	Level 4	5,954
	Level 5	13,171
	Level 6	6,541
Supplemental	TOTAL	123
	Level 5	33
	Level 6	90

HE AWARDS TOTAL		12,966
Major	TOTAL	9,967
	Level 6	163
	Level 7	615
	Level 8	3,834
	Level 9	5,355
Minor	TOTAL	692
	Level 6	467
	Level 7	16
	Level 8	144
	Level 9	65
Special Purpose	TOTAL	2,307
	Level 6	1,079
	Level 7	997
	Level 8	149
	Level 9	82

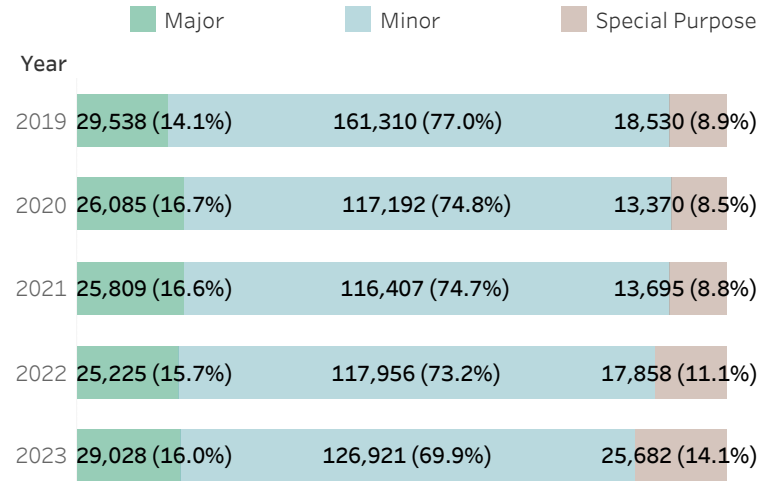
NUMBER OF QQI AWARDS - COMPARATIVE ANALYSIS 2019 TO 2023



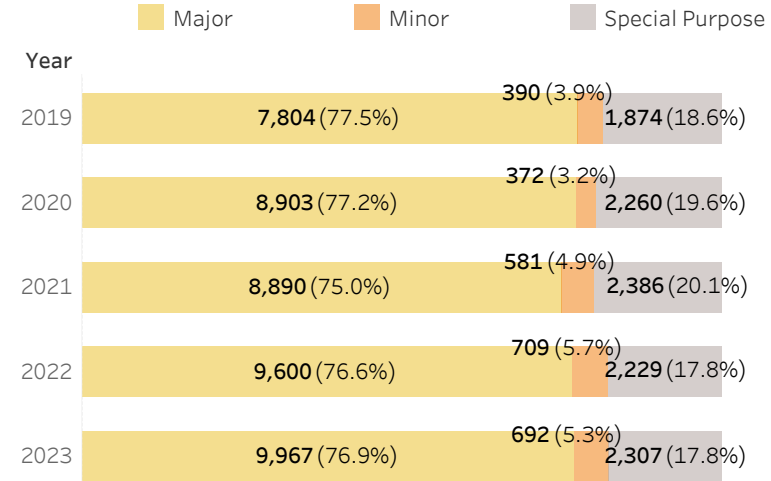
In 2023, the total number of **QQI awards made increased in FET and HE for the fourth consecutive year. In FET**, the number of awards increased for all classes of award. The increase is particularly noticeable for special purpose awards, which in 2023, represented three quarters of all awards made in the sector (the increase is partly explained by the significant number of awards made in two newly certified special purpose awards at level 4, 'Door Security Practices' and 'Security Guarding' in 2023. See further information on page 12).

In HE, the number of QQI awards made increased for all classes of award in 2023, except for minor awards, down 2% from 2022.

FET



HE



MAJOR AWARDS

The number of **QQI FET major awards increased in 2023 from 2022 at all levels of the NFQ**. The increase was more noticeable at the lower levels of the NFQ (levels 1 to 3). At these levels, numbers have grown for four consecutive years. The number of awards made also grew significantly at level 6 in FET, continuing the upward trend observed since 2019 (the increase was partly explained by the rise of apprenticeship awards - see pages 17 & 18 for further information). The number of **QQI HE major awards made in 2023 declined at levels 7 and 8 from 2022**. A downward trend is observed at level 7 since 2019.

		2019	2020	2021	2022	2023
FET	Level 1	390	271	178	270	731
	Level 2	1,123	469	672	862	1,028
	Level 3	1,377	660	746	950	1,234
	Level 4	1,735	1,032	1,309	1,126	1,309
	Level 5	19,466	17,480	17,063	15,570	16,733
	Level 6	5,447	6,173	5,841	6,447	7,993
HE	Level 6	139	120	116	92	163
	Level 7	1,048	1,004	864	762	615
	Level 8	3,262	3,722	3,835	4,153	3,834
	Level 9	3,323	4,038	4,056	4,590	5,355

NUMBER OF MAJOR AWARDS BY FIELD OF LEARNING (ISCED) & SECTOR IN 2023



8,484 or 29% of all **FET major awards made by QQI in 2023** were in the 'Health & welfare' field of learning*; followed by 'Engineering, manufacturing & construction' and 'Agriculture, forestry, fisheries & veterinary'. The 'Generic programmes & qualifications' field of learning experienced the highest percentage increase of QQI FET major awards made, up 40% from 2022. Only the 'Agriculture, forestry, fisheries & veterinary' field of learning decreased in 2023 from 2022 by 2%.

4,484 or 45% of all **HE awards made by QQI in 2023** were in the 'Business, administration & law' field of learning, followed by 'ICTs' and 'Education'. The ISCED fields of learning that experienced the largest increases in QQI certification from 2022 were 'Education' and 'Social sciences, journalism & information'; and decreased the most in 'Engineering, manufacturing & construction', 'Services' and 'Health & welfare'.

QQI major awards made in 2023

	Agriculture, forestry, fisheries & veterinary	Arts & humanities	Business, administration & law	Education	Engineering, manufacturing & construction	Generic programmes & qualifications	Health & welfare	ICTs	Natural sciences, mathematics & statistics	Services	Social sciences, journalism & information	TOTAL Major awards made
FET	3,975 14%	3,285 11%	2,834 10%	100 0%	4,253 15%	2,546 9%	8,484 29%	737 3%	457 2%	1,536 5%	821 3%	29,028 100%
HE		250 3%	4,484 45%	1,448 15%	67 1%		745 7%	2,436 24%		16 0%	521 5%	9,967 100%
FET	4,074 -2%	2,727 20%	2,671 6%	76 32%	3,227 32%	1,814 40%	7,401 15%	568 30%	391 17%	1,540 0%	736 12%	25,225 15%
HE		215 16%	4,358 3%	1,147 26%	126 -47%		950 -22%	2,241 9%		24 -33%	439 19%	9,500 5%

QQI major awards made in 2022 % change 2022 - 2023

- Up from 2022
- Down from 2022

*A large number of awards for 'childcare and youth services' (e.g. Early Learning and Care-related awards) are classified under the 'Healthcare and welfare' rather than the 'Education' field of learning (see [ISCED classification](#)).

NUMBER OF AWARDS BY FIELD OF LEARNING (ISCED), NFQ LEVEL & AWARD CLASS IN 2023



Field of Learning by NFQ Level

FET sector: in all but one field of learning, the majority of QQI awards made (counting all award classes) were at NFQ level 5. The exception is the 'Education' field (where the majority of awards made were at level 6) and the 'ICTs' field (where the majority were made at level 3).

HE sector: the largest number of QQI HE awards were made in the 'Business, administration & law' field at NFQ level 8, followed by the 'ICTs' field at level 9.

Fields of Learning by Class of Award

In the **FET sector**, QQI made more minor awards than major or special purpose awards, except in the 'Education', 'Engineering, manufacturing & construction' and 'Services' fields, where more special purpose awards were made.

In the **HE sector** QQI made more major than minor or special purpose awards, except in the 'Engineering, manufacturing & construction' field where more special purpose awards were made and in the 'Service' field where more minor awards were made than major awards.

*Values <20 are not displayed in this table to minimise the potential for statistical disclosure.

	Level 1		192				3,962											
	Level 2	118	374				9,522			71								
FET	Level 3	758	3,233	3,375	108	786	4,449	255	2,284	22	2,726							
	Level 4	3,807	2,181	3,348		558	6,274	163	184	536	8,610	31						
	Level 5	8,219	5,232	11,800	256	7,875	9,136	28,403	1,716	1,611	14,092	1,474						
	Level 6	3,401	1,094	5,713	5,793	5,925	1,557	8,438	428	39	1,490	40	66					
		Level 6		174	851	35	185		228			202						
		Level 7		99	641	102	187		235	316		45						
HE	Level 8		114	2,308	168	28		284	898			326						
	Level 9		20	2,170	1,271			272	1,578			191						
			Agriculture, forestry, fisheries & veterinary	Arts & humanities	Business, administration & law	Education	Engineering, manufacturing & construction	Generic programmes & qualifications	Health & welfare	ICTs	Natural sciences, mathematics & statistics	Services	Social sciences, journalism & information	UNCLASSIFIED				
FET	Major	3,975	3,285	2,834	100	4,253	2,546	8,484	737	457	1,536	821						
	Minor	10,222	8,996	21,375	2,985	4,087	32,354	28,650	3,875	1,339	12,308	730						
	Special Purpose	2,119	25	27	3,072	6,714		92		498	13,074		66					
	Supplemental					90		33										
HE	Major		250	4,484	1,448	67		745	2,436			521						
	Minor		120	122		58		90	101		167							
	Special Purpose		37	1,364	113	275		184	270		64							

TOP 15 AWARDS BY CLASS & NFQ LEVEL IN 2023



16,523 or 42% of all **QQI major awards** made in 2023 were in the top 15 awards, mainly at NFQ level 5.

TOP 15 QQI Major awards

5M20454	Level 5	Agriculture	2,407
5M4339	Level 5	Healthcare Support	2,334
6M2007	Level 6	Early Childhood Care and Education	1,810
6M18175	Level 6	Advanced Certificate in Craft - Electrical	1,733
5M2009	Level 5	Early Childhood Care and Education	1,080
P2GL0	Level 2	General Learning	1,028
9M18014	Level 9	Professional Master of Education in Primary Education	812
5M4468	Level 5	Community Health Services	809
5M4349	Level 5	Nursing Studies	765
P1GL0	Level 1	General Learning	699
5M2102	Level 5	Business Studies	680
3M0935	Level 3	Employability Skills	648
5M3782	Level 5	Health Service Skills	597
4M2010	Level 4	General Learning	568
9M20833	Level 9	Master of Business Administration	553
TOTAL			16,523

The **QQI supplemental awards** are all made at the NFQ levels 5 and 6.

QQI Supplemental awards

6U20556	Level 6	Domestic Gas Safety	90
5U21414	Level 5	Certificate in Dementia Care	33
TOTAL			123

TRENDS TOP 15 QQI AWARDS

The **Top 15 minor, major and special purpose awards** represent 38% of all awards made by QQI in 2023.

All major awards in the Top 15 are FET awards, except for the QQI award '**Professional Master of Education in Primary Education**' (introduced in 2016 as the relevant postgraduate qualification for those seeking to work in the primary school sector) and '**Master of Business Administration**', which are made in HE.

The special purpose awards '**Door Security Practices**' and '**Security Guarding**' at level 4, were first certified in 2023 (introduced as mandatory courses for those wishing to become a Private Security Authority and/or licenced Security Officer/Door Security Person, which explains the large volume of awards certified in 2023).

37,321 or 30% of all **QQI minor awards** made in 2023 were in the top 15 awards, mainly at NFQ level 5. All 15 were made in FET.

TOP 15 QQI Minor awards

5N0690	Level 5	Communications	4,098
5N1786	Level 5	Special Needs Assisting	3,951
5N2770	Level 5	Care Skills	3,918
5N2706	Level 5	Care of the Older Person	3,781
6N1957	Level 6	Special Needs Assisting	3,316
5N1356	Level 5	Work Experience	3,035
5N1794	Level 5	Safety and Health at Work	2,170
M2C01	Level 2	Reading	1,935
6N3326	Level 6	Training Delivery and Evaluation	1,865
5N1358	Level 5	Word Processing	1,734
M2C02	Level 2	Writing	1,643
3N0588	Level 3	Word Processing	1,570
4N1125	Level 4	Information Technology Skills	1,512
5N3734	Level 5	Infection Prevention and Control	1,411
5N0758	Level 5	Care Support	1,382
TOTAL			37,321

20,877 or 75% of all QQI **special purpose awards** made in 2023 were in the top 15 awards, mainly at NFQ levels 5 and 6.

TOP 15 QQI Special Purpose awards

4S20606	Level 4	Security Guarding	4,550
6S20487	Level 6	Farming	2,016
820105	Level 5	360° Excavator Operations	1,652
6S0242	Level 6	Manual Handling Instruction	1,525
824405	Level 5	Locating and Avoiding Underground Services	1,497
821905	Level 5	Front Loading Site Dumper Operations	1,422
823405	Level 5	Slinger and Signaller Operations	1,310
824905	Level 5	Signing, Lighting and Guarding at Roadworks	1,304
823505	Level 5	Telescopic Handler Operations	1,264
4S20612	Level 4	Door Security Practices	914
824305	Level 5	Health & Safety at Roadworks	818
6S3372	Level 6	Training and Development	785
6S0324	Level 6	Micro Solar Photovoltaic Systems	634
826005	Level 5	Mobile Access Tower Operations	623
5S20009	Level 5	Implementing Food Safety Management Syst..	563
TOTAL			20,877

NUMBER OF QQI AWARDS MADE BY PROVIDER TYPE IN 2023



103,879 QQI FET awards were made for the 16 Education and Training Boards (ETBs) in 2023 (up 13% from 2022). These represent 53% of all FET awards made in 2023.

60,178 QQI awards were made for the second largest group, private providers (PRC). This is an increase of 21% from 2022, mostly in FET.

	Major	Minor	Special Purpose	Supplemental	Provider type:	
FET	CVS	740	4,617	72		CVS: Community / Voluntary Sector Organisation EMP: Employer-based learning ETB: Education and Training Board HOS: Hospital CNE PRC: Private Provider PSA: Public Service Agency SCS: Voluntary Secondary School SOL: SOLAS
	EMP	206	746		33	
	ETB	17,418	83,966	2,495		
	HOS	54	211			
	PRC	3,969	33,250	9,918	90	
	PSA	26	480	153		
	SCS	493	1,436			
	SOL	6,122	2,215	13,040		
	ETB*	16				
HE	PRC	9,951	692	2,307		

* City of Dublin ETB offers a Higer Certificate in Dental Nursing

DISTRIBUTION OF QQI AWARDS MADE BY PROVIDER TYPE & NFQ LEVEL

The **ETBs** accounted for the largest number of QQI awards made at NFQ levels 1-5: on average, three quarters of all awards made by QQI at levels 1-3 were for ETBs, and 67% of awards made by QQI at levels 4 and 5 were made for ETBs.

In HE, QQI awards made for **PRCs** were larger than for any other provider type at levels 6 to 9 inclusive.

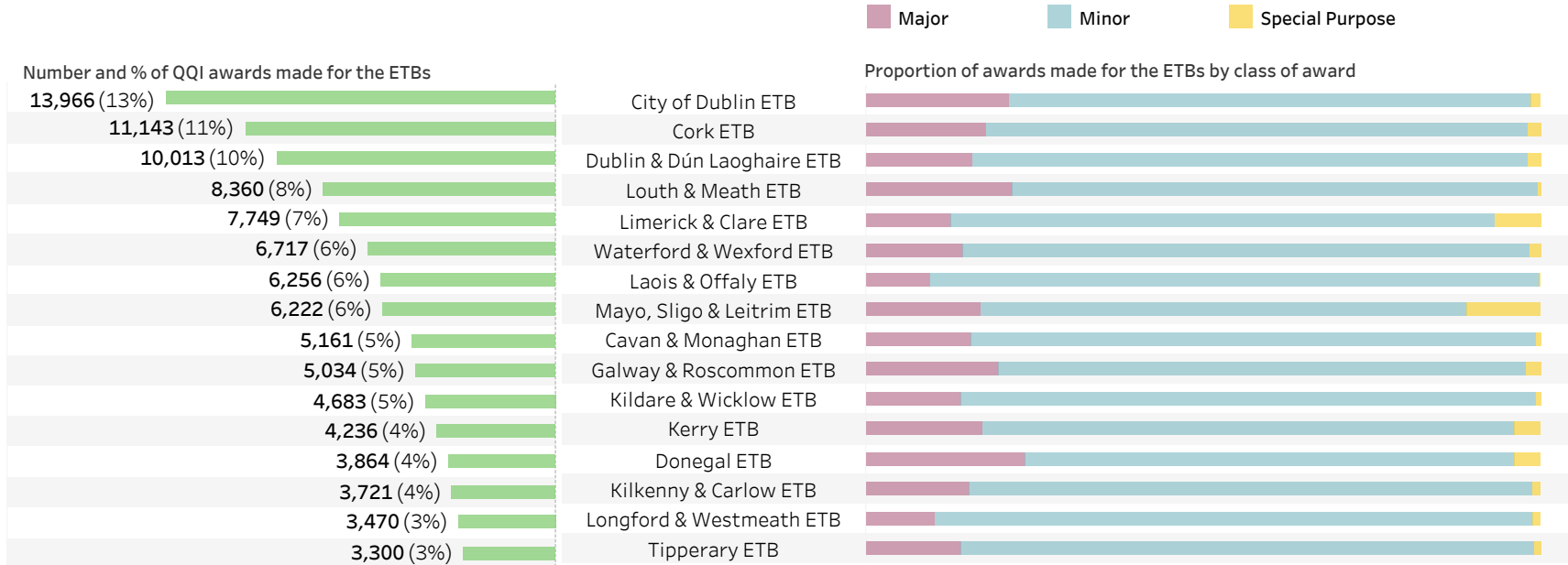
	Level 1	Level 2	Level 3	Level 4	Level 5	Level 6	Level 7	Level 8	Level 9
FET	CVS	259	1,587	1,553	285	1,208	537		
	EMP					898	85		
	ETB	3,824	8,041	14,383	15,178	51,621	10,832		
	HOS					219	46		
	PRC	30	256	1,845	10,192	19,335	15,569		
	PSA					261	398		
	SCS	64	201	221	35	1,039	373		
	SOL					15,233	6,144		
	HE	ETB					16		
PRC						1,693	1,628	4,127	5,502

QQI AWARDS MADE FOR THE EDUCATION & TRAINING BOARDS (ETBs) IN 2023



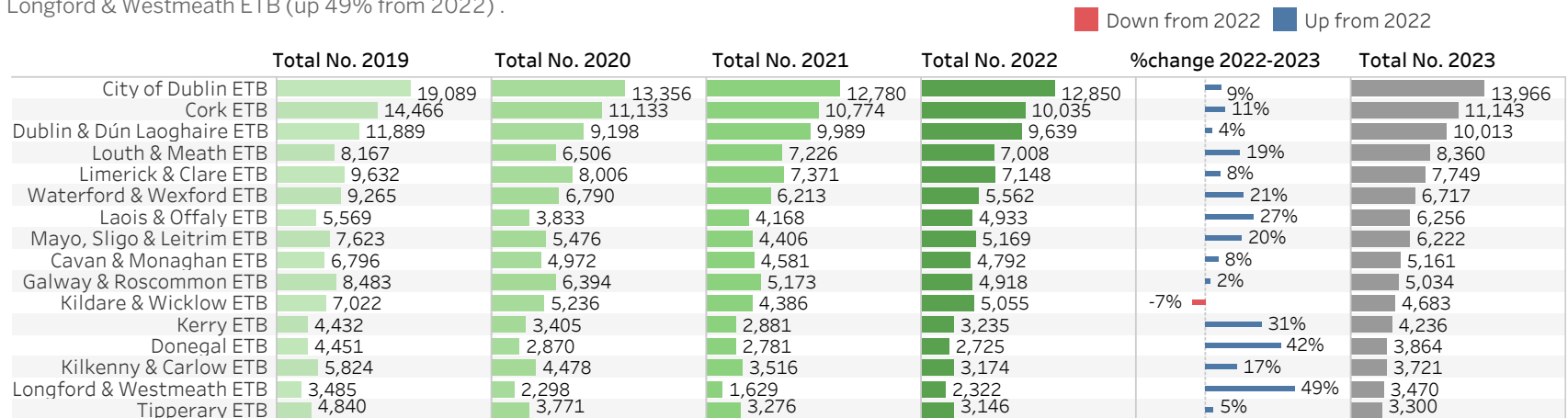
13,966 QQI awards were made for City of Dublin ETB (up 9% from 2022); followed by Cork ETB (11,143 awards, up 11%) and Dublin & Dún Laoghaire ETB (10,013 up 4%). One in three of all awards made for the ETBs were accounted for by these three ETBs.

The majority of awards made for the ETBs are **minor awards** (on average 80% of all awards), followed by major awards (on average 19%).



NUMBER OF QQI AWARDS MADE FOR ETBS 2019 - 2023 AND % CHANGE 2022-2023

The number of awards made between 2022 and 2023 increased in all ETBs except in Kildare & Wicklow ETB (down 7% from 2022) and increased the most in Longford & Westmeath ETB (up 49% from 2022).



DISTRIBUTION OF AWARDS MADE BY QQI FOR THE ETBs BY FIELD OF LEARNING & NFQ LEVELS



On average, in 2023, 64% of all awards made by the ETBs were in the 'Business, administration & law', 'Generic programmes & qualifications' and 'Health & welfare' fields of learning.

On average, in 2023, 50% of all awards made by the ETBs were at NFQ level 5. Higher than average proportions of awards at levels 1 and 2 were made in Donegal ETB. Similarly, higher than average proportions of awards at levels 3 and 4 were made in Kildare & Wicklow ETB and Longford & Westmeath ETB; and at levels 5 and 6 were made in Limerick & Clare ETB and Mayo, Sligo & Leitrim ETB.

Field of Learning	Agriculture, forestry, fisheries & veterinary	Arts & humanities	Business, administration & law	Education	Engineering, manufacturing & construction	Generic programmes & qualifications	Health & welfare	ICTs	Natural sciences, mathematics & statistics	Services	Social sciences, journalism & information	ETB	Level 1	Level 2	Level 3	Level 4	Level 5	Level 6
AVERAGE DISTRIBUTION	5%	11%	19%	2%	3%	28%	17%	4%	2%	9%	1%	AVERAGE DISTRIBUTION	4%	8%	14%	15%	50%	10%
	5%	8%	21%	2%	5%	24%	16%	5%	2%	11%	1%	Cavan & Monaghan ETB	0%	9%	17%	14%	47%	12%
	3%	14%	19%	2%	2%	26%	13%	5%	2%	11%	2%	City of Dublin ETB	0%	7%	16%	15%	52%	11%
	7%	13%	17%	1%	2%	23%	19%	5%	3%	8%	2%	Cork ETB	1%	6%	15%	15%	51%	12%
	1%	3%	13%	3%	1%	53%	21%	2%	1%	2%		Donegal ETB	17%	26%	12%	4%	33%	9%
	2%	11%	25%	2%	1%	26%	17%	4%	3%	7%	2%	Dublin & Dún Laoghaire ETB		6%	11%	18%	49%	16%
	9%	12%	20%	1%	2%	19%	19%	4%	2%	11%	1%	Galway & Roscommon ETB	1%	1%	13%	16%	60%	8%
	5%	16%	21%	3%	2%	17%	16%	5%	4%	10%	3%	Kerry ETB	0%	4%	12%	17%	60%	8%
	4%	10%	27%	0%	2%	27%	13%	5%	2%	10%	1%	Kildare & Wicklow ETB		6%	18%	24%	46%	6%
	4%	12%	17%	1%	2%	38%	12%	5%	1%	8%	1%	Kilkenny & Carlow ETB	8%	15%	14%	11%	48%	5%
	2%	11%	20%	1%	9%	28%	17%	3%	1%	7%	1%	Laois & Offaly ETB	8%	10%	23%	15%	33%	11%
	5%	11%	16%	1%	7%	23%	21%	4%	2%	9%	1%	Limerick & Clare ETB	4%	6%	12%	10%	54%	14%
	6%	4%	21%	1%	5%	30%	17%	2%	1%	12%	1%	Longford & Westmeath ETB	4%	6%	16%	29%	40%	6%
	3%	8%	15%	1%	1%	34%	18%	4%	3%	11%	2%	Louth & Meath ETB	8%	8%	7%	8%	63%	7%
	13%	7%	16%	8%	1%	23%	16%	4%	1%	10%	1%	Mayo, Sligo & Leitrim ETB	5%	5%	9%	7%	55%	19%
	6%	6%	12%	2%	3%	35%	19%	3%	0%	13%	1%	Tipperary ETB	10%	10%	13%	18%	43%	6%
	8%	12%	16%	1%	4%	35%	12%	3%	1%	9%	1%	Waterford & Wexford ETB	7%	10%	15%	20%	43%	5%



QQI MAJOR AWARDS TO APPRENTICES - COMPARATIVE ANALYSIS 2019 - 2023



4,071 QQI major awards to apprentices were made in 2023 (up 28% from 2022). They were mostly made in the FET sector, 99% at NFQ level 6, 1% at level 8. SOLAS is the relevant provider for **craft apprenticeships** and issued 89% of all awards to apprentices. A number of new apprenticeships have been validated by QQI since 2019.

QQI apprenticeship awards were made in four fields of learning, the majority in the 'Engineering, manufacturing & construction' field. However, the number of apprenticeships is growing and it is expected that these awards will expand into new fields in the future.

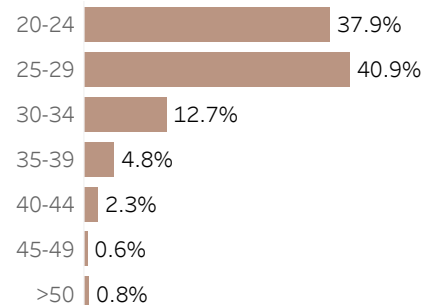
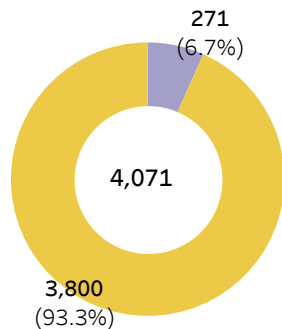
Number of awards made to apprentices 2023



	EMP	ETB	PRC	SOL	
Agriculture, forestry, fisheries & veterinary		0%		0%	1%
Arts & humanities				1%	1%
Business, administration & law	1%	3%	3%		8%
Engineering, manufacturing & construction		1%		88%	89%
Health & welfare			0%		0%
ICTs			1%		1%
Services		0%			0%
	1%	4%	5%	89%	

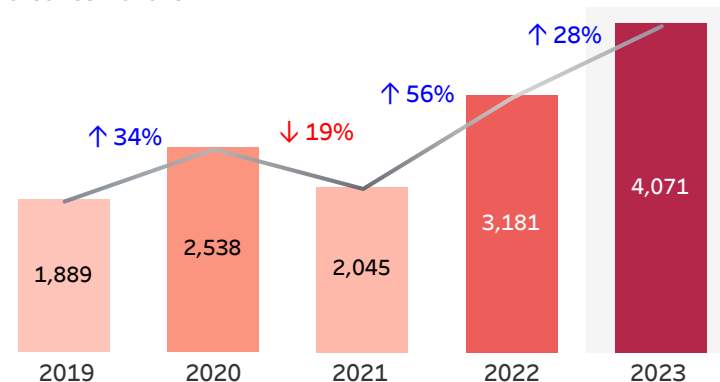
PROFILE

93% of apprentices who achieved QQI major awards in 2023 were male. The **gender gap** widened in 2022 and 2023 from 2021 when 85% of apprentices were male. 79% of apprentices who achieved QQI major awards in 2022 were between **20-29 years of age**.



TRENDS

4,071 QQI major awards to apprentices were made in 2023, up 28% from 2022. The reduction in 2021 from 2020 was for SOLAS craft apprenticeships, which were significantly impacted by COVID-19 related restrictions.

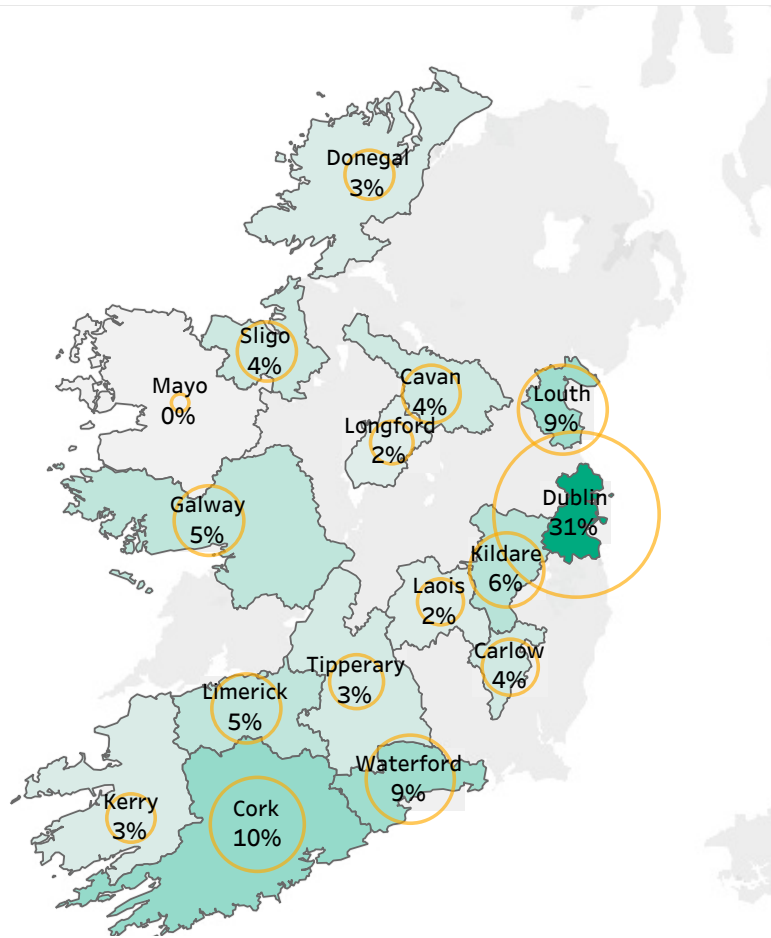


QQI MAJOR AWARDS TO APPRENTICES - GEOGRAPHICAL LOCATION 2023



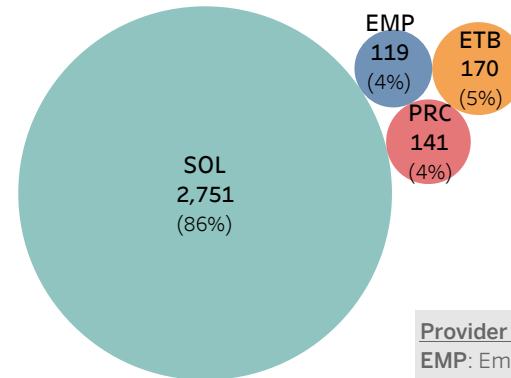
31% of all QQI major awards to apprentices were made by providers based in Dublin, 10% in Cork and 9% in Waterford*.

There are four QQI provider types involved in the delivery of apprenticeships - EMP, ETB, PRC and SOL. The **share of major awards** made to apprentices grew 3 percentage points for SOLAS and 1 percentage point for PRC and declined for ETBs and EMP between 2022 and 2023.

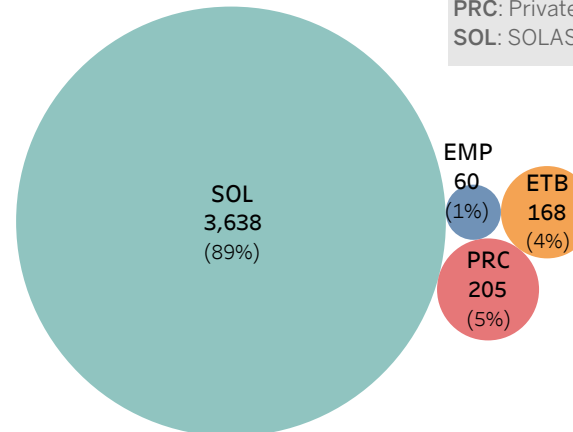


Numbers and proportions of QQI awards to apprentices by provider type 2022 vs 2023 ..

2022



2023



Provider type:

- EMP: Employer-based learning
- ETB: Education and Training Board
- PRC: Private Provider
- SOL: SOLAS

*This analysis is based on the location in which the provider is headquartered.

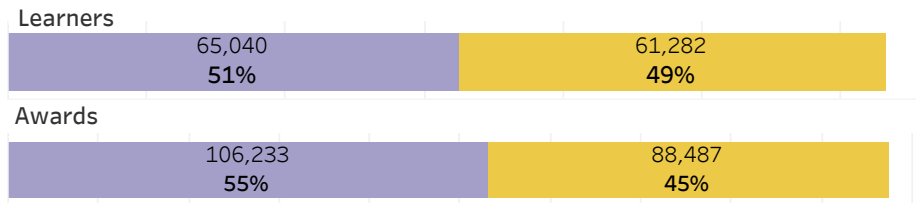
NUMBER OF LEARNERS RECEIVING A QQI AWARD BY GENDER & AGE IN 2023



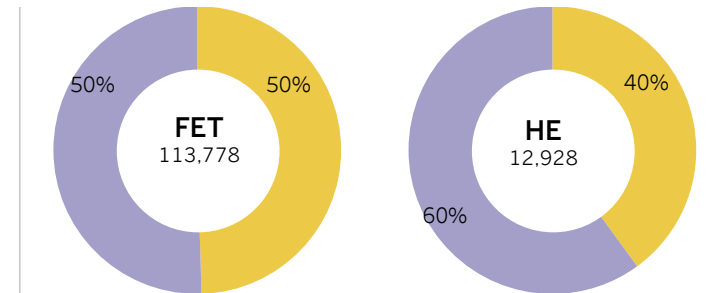
65,040 learners achieving QQI awards in 2023 were **female** (51%, down 1 percentage point from 2022). 106,233 awards were achieved by these female learners (55% of all awards made).



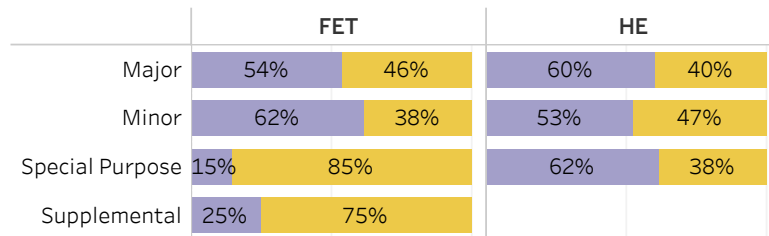
61,282 were **male** learners (49%, up 1 percentage point from 2022). 88,488 awards were achieved by these male learners (45% of all awards made and down 1 percentage point from 2022).




The gender distribution is more balanced in FET than in HE.



The **proportion of QQI awards** made in 2023 was higher for female than for male learners for all classes of award, except in FET for special purpose and supplemental awards.

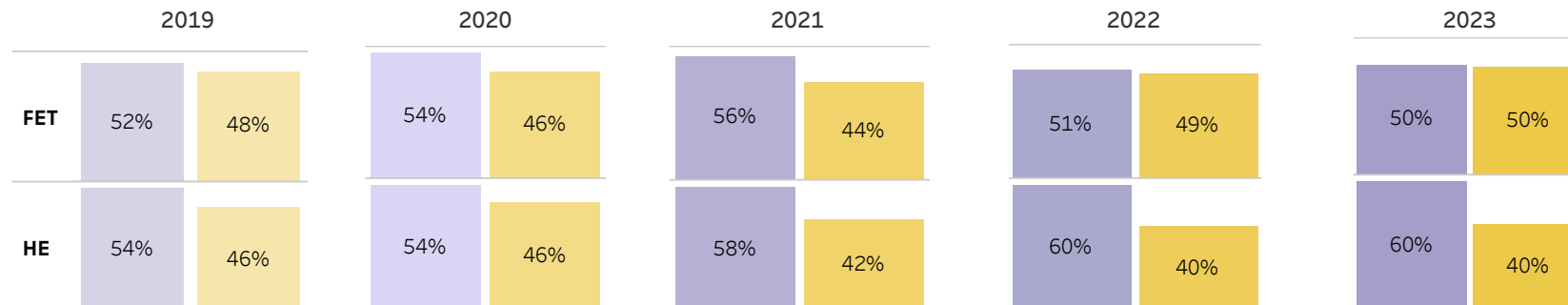


At all NFQ levels, the **proportion of QQI awards** made in 2023 was higher for female than for male learners, except at level 4.



TRENDS 2019 - 2023

The share of female learners attaining FET QQI awards decreased in 2022 and 2023, narrowing the gender gap which grew by 2 percentage points between 2019-2021. However, in HE the gender gap widened substantially in 2022 and 2023, with 60% of female learners attaining HE QQI awards.





**Dearbhú Cáilíochta
agus Cáilíochtaí Éireann**
Quality and
Qualifications Ireland